

KNIGHTLY NEWS

NOVEMBER 2011

INSIDE THIS ISSUE:

INTERVIEW WITH 2

MR. CONSTATINO

&

MRS. GEHAN

INTERVIEW WITH 3

MRS. BUDA

&

ASK SHIRLEY

BOOK FAIR 4

&

AUTUMN ACTIVITIES

JOKES 5

FALL RECIPES 6

FALL RECIPES 7

CONTINUED

&

**DRAWINGS AS EASY
AS...123**

FUN PAGE 8

COMIC STRIP 9

Congrats to our Confirmed

The Saturday of November 12, 2011 was not like any other fall day. Saint Anthony's church was packed with confirmation candidates, ages thirteen and fourteen, from schools around the area and their sponsors, family, and friends. With several hundred people in attendance, the church was very over packed, a sight not unlike Christmas morning services.

Among the crowd of candidates were thirty-one Our Lady of Sorrows eighth graders, waiting with nervous anticipation as each candidate went with their sponsor to the altar, where they would officially be confirmed.

Each candidate looked cool and confident as they went up to the altar, receiving the Holy Spirit fully and becoming an adult member in the church.

All in all, the ceremony went beautifully and according to plan. But

what do the candidates think about their confirmation? Most agree that their favorite part of being confirmed was the process of picking out their saint's name. Ambrosia, Cecelia and Jerome were a few of the names chosen, among others.

While the candidates enjoy choosing their own names, Monsignor Gervasio loves reading each child's letter, which asks permission to be confirmed. Since each letter is hand written by the candidate, each is unique and Monsignor says that is why he looks forward to receiving them every year.



By: Chris Henry

Interview with Mr. Constantino

We recently interviewed our new principal Mr. Constantino. When he has free time he enjoys going to see plays, going to the beach, and most importantly spending time with his family.

Mr. Constantino also said he loves OLS so far and it is exciting to come to work every morning. We asked him if he wanted to be a principal and he said that he used to be a fifth grade teacher. He also added that he went to a Catholic school and that he loved it.

Mr. Costantino applied to our school because he has been a member of the church, he was a CCD teacher here and he has always been close to Our Lady of Sorrows.



Mr. Costantino has three children who received all their sacraments at OLS. They also attended mass at Our Lady of Sorrows-Saint Anthony's parish. Benjamin is 35 and is a research doctor for cancer research. Alexander is 28 and is a music teacher. And Gabrielle is 30 and is a fourth grade teacher at

a Catholic school in Florida.

As we interviewed Mr. Costantino we saw how great our new principle is. He likes trying new things like Vietnamese food and added that it was very good. He is also very nice and funny. Mr. Costantino is a wonderful principal.

"Mr. Costantino is a wonderful principal"

By: Morgan Patten and Jessica Leaver

Interview with Mrs. Gehan

This is Mrs. Gehan's first year as a teacher at Our Lady of Sorrows Elementary School and she is currently teaching the third grade. She has been a substitute here for five years. Mrs. Gehan has been a substitute in both public and Catholic schools. She has substituted for every grade

including specials. Mrs. Gehan has only taught in New Jersey. Her favorite subject to teach is history. Her favorite activities during her free time are spending time with family and



reading. Mrs. Gehan has found everyone at OLS helpful and welcoming. She loves the classes that she is currently teaching. Mrs. Gehan finds all the kids fun and active.

By: Erin Patten And Zoe Goepfert

Interview with Mrs. Buda

Mrs. Buda is also one of our newest staff members at Our Lady of Sorrows Elementary School. She is currently teaching the fifth grade. Last year she worked for Our Lady of Sorrows as a basic skills teacher. Mrs. Buda has taught grades second - sixth grade and has also taught in New York and New Jersey. She has been a teacher at both public and Catholic schools. Mrs. Buda is originally from

Brooklyn. She loves teaching at Our Lady of Sorrows Elementary School and she feels that everyone has been so kind. She is currently teaching science, math and religion. Her favorite subjects are science language arts and religion. Mrs. Buda attended Hofstra University and has received a bachelor's degree. She then attended Queens



College in New York and received her master's degree teaching ESL. Her favorite place to teach is at a Catholic school because she feels that it is important to educate children in religion.

By: Erin Patten And Zoe Goepfert

???Ask Shirley???

My teacher put me in the back of the class and I can't see the board, what should I do?

Don't be shy to ask your teacher to move your seat. If you can't see the board you have to tell your teacher because that is a problem if you don't know what is going on in the class.

In science we had a big chapter test and I didn't do so well. What should I do?

You should ask for extra credit but, just because you ask doesn't mean that you are always going to get some. You also should get some better study habits so you can do better on the next test.

My progress report didn't turn out too good what should I do to improve it?

First, make sure that you hand in all your homework because homework is a big part of your grade. Second you have to make sure you don't talk in class because then you won't learn anything and the teacher will catch you. You also have to participate because that is 10% of your grade and that could bring your grade down even more. But if you work hard it will pay off in the long run.


I get made fun of a lot by kids in my class what should I do?

You have to tell a teacher or an adult. You can't let someone bully you because it's not right for them to push you around like that. There is also

bullying over the internet so, when you thought that you were home and done with people bullying you, it just starts up again. You have to report them by telling a teacher or an adult.

Some friends got answers for a test and they told me about it. I don't want to tell on them but I know it's wrong. What should I do?

You should tell them that it is wrong and that they can't cheat. If they do this again, then you should tell a teacher because this is not fair for anybody else.





TO THE BOOK FAIR AND BEYOND



Welcome to the intergalactic world ofBOOKS!

This year's book fair theme was Reading is Out of This World! When you donated a dollar it was matched by the Scholastic Company. The money we earned was donated to The Kids and Families in Distress Situations Company to support the families that were affected by Hurricane Irene. There were some new series of books like a new Diary of a Wimpy Kid Book Number 8, Cabin Fever. There was a very fun "guess how much" game with yummy star shaped candy! How fun! There were lots of space themed books to choose from like Star Wars! Whether it was a book or a doodad, you were sure to find something at this year's book fair thanks to Mrs. Gottfried and all the volunteer parents that made this book fair possible!

By: Marissa Crawford & Sonya Lopez

Awesome Autumn Activities

One great thing to do in the fall is to rake leaves. You can rake leaves at your house, your neighbor's house, anywhere that someone might want their leaves raked. If you think it is boring, you can listen to music while doing so. This will help pass the time. You can rake along to your favorite songs! Also after that, you can have a little fun and make the leaves into one big pile. Then, you can jump in! Just be sure to check for anything pointy or sharp before doing so. Also, if you aren't the person who raked it, be sure to ask them if it's okay.

Another thing you can do is have a picnic in your yard, at a park, anywhere. Afterward, you can make a bonfire to roast marshmallows and make smores! Yum!

You can go apple picking at an apple orchard, play outdoor sports such as baseball, football, soccer, whatever you want to do, although it may be a little cold for swimming! You can go to a farm and look at the animals. Farms often have hayrides you can go on as well. Or, you can just go for a walk in your neighborhood or a park, and look at the various vibrant colors of leaves on trees. You can also go to a pumpkin patch and pick a pumpkin. Many pumpkin patches have corn mazes that are fun too!

Other things you can do if it's a bit too chilly for those activities,

or if you're just feeling creative, are fall arts and crafts. You can make a bunch of cool things!

Leaves are very fun to craft with. If you find a leaf that you like outside, pick it up. If you take that leaf, a paper, and some crayons, you can make an awesome picture! All you have to do is put the paper on top of the leaf, and color over the top of the spot where the leaf is under. When you're done you should see the same leaf on the paper. The great thing about this is you can make that leaf any color you want!



A string of leaves is another thing you can make. Gather scissors, autumn leaf colored construction paper (yellow, brown, red, orange, and green), staples, glue, or tape, crayons or markers, and yarn. The yarn would probably look best as green or brown, but if you know what color you want to do, use it! Draw a leaf with a thick stem on the construction paper. You can draw all different shapes and sizes of leaves on the different color construction paper. Then, cut the leaf out and fold the stem in half. Hook the stem onto the yarn and use glue, staples, or tape to make sure it stays attached. Finally, hang your string up somewhere in your house!

Halloween Jokes

Q: Why didn't the skeleton cross the road?

A: He didn't have the guts.

Q: What do you call a friendly dead Egyptian?

A: A chummy mummy

Q: What do you call a fat jack-o-lantern?

A: A plumpkin

Q: What do birds sing on Halloween?

A: Twick or Tweet

Q: What has webbed feet, feathers, fangs, and goes quack-quack?

A: Count Duckula

Q: What is a mummy's favorite kind of music?

A: Wrap music

Q: Where do ghost go on vacation?

A: The BOO-hamas

Q: What do you get when you cross a mummy with a vampire bat?

A: A flying band-aid

**TRICK
OR
TREAT**

Q: Where do ghosts like to shop?

A: Bed Bath & B-E-Y-O-N-D

Q: What is a snake's favorite subject?

A: Hisssssssstory

Q: What room can't a ghost go into?

A: The living room!



Q: What did the ghost buy for his Haunted House?

A: Home Moaner's Insurance

Q: What's the ratio of a pumpkin's circumference to its diameter?

A: Pumpkin Pi

By: Julia Rossi & Abby Auger

FUN FALL RECIPES

GINGER COOKIES

Makes 16 cookies

2¼ cups all-purpose flour
1 teaspoon baking soda
2 teaspoons ground cinnamon
1½ teaspoons ground cloves
½ teaspoon ground nutmeg
½ teaspoon ground ginger
¼ teaspoon salt
1 cup dark brown sugar, lightly packed
¼ cup vegetable oil
1/3 cup unsulfured molasses
1 egg, at room temperature
1¼ cup chopped crystallized ginger (6 ounces)
Granulated sugar, for rolling the cookies



1. Preheat the oven to 350 °F. Line two baking sheets with parchment paper.
2. In a large bowl, sift together the flour, baking soda, cinnamon, cloves, nutmeg, ginger and salt and then combine the mixture with your hands.
3. In the bowl of an electric mixer fitted with the paddle attachment, beat the brown sugar, oil, and molasses on medium speed for 5 minutes. Turn the mixer to low speed, add the egg, and beat for 1 minute. Scrape the bowl with a rubber spatula and beat for 1 more minute. With the mixer still on low, slowly add the dry ingredients to the bowl and mix on medium speed for 2 minutes. Add the crystallized ginger and mix until combined.
4. Scoop the dough with two spoons or a small ice cream scoop. With your hands, roll each cookie into a 1¾-inch ball and then flatten them lightly with your fingers. Press both sides of each cookie in granulated sugar and place them on the baking sheets.
5. Bake for exactly 13 minutes. The cookies will be crackled on top and soft inside. Let the cookies cool on the sheets for 1 to 2 minutes, then transfer to wire racks to cool completely.

FUN FALL RECIPES

Peanut Butter Cup Crunch Brownies

Yield: 24 brownies

Prep Time: 20 minutes | Bake Time: 25 minutes

- 1 batch of your favorite brownie recipe for a 9×13-inch pan
- ½ cup salted peanuts
- 8 Reese’s peanut butter cups, chopped
- 1½ cups milk chocolate chips
- 1½ cups creamy peanut butter
- ½ tablespoon unsalted butter
- 1½ cups Rice Krispies cereal



1. Prepare the brownies according to the directions and bake for about 5 minutes less than the recipe states. Remove from the oven and sprinkle the top with the peanuts and chopped peanut butter cups. Return to the oven and bake for 5 additional minutes.
2. While they are finishing baking, melt the chocolate chips, peanut butter and butter in a medium saucepan over medium-low heat. Stir in the cereal to evenly coat. Remove the brownies from the oven and evenly pour the chocolate and peanut butter mixture over top. Spread to cover evenly. Refrigerate for 2 hours before cutting and serving. Store in an airtight container in the refrigerator.

Recipe Found: www.browneyedbaker.com


Drawings as

EASY as


1

2

3



BY: Kaitlyn Macchia



Directions: In this puzzle, a line can be drawn that touches each shape and ends back where the line started. You cannot make the line cross itself and it has to touch the shapes in the order of: pumpkin-leaf-turkey, pumpkin-leaf-turkey.

CAN YOU CREATE THIS LINE?



Directions: Four of these football jerseys have something in common. Which one of them doesn't belong?

By: Elise Dusenshine & Amanda Dombroski

Answer: The number of letters in the player's name is the same number as the number on their jersey. For example, Fitzpatrick is spelled with eleven letters, and the number on his jersey is eleven. The only player who does not follow this code is Romo, who has four letters in his name, but his jersey number is fifteen.

Answer Key



Comic Strip

